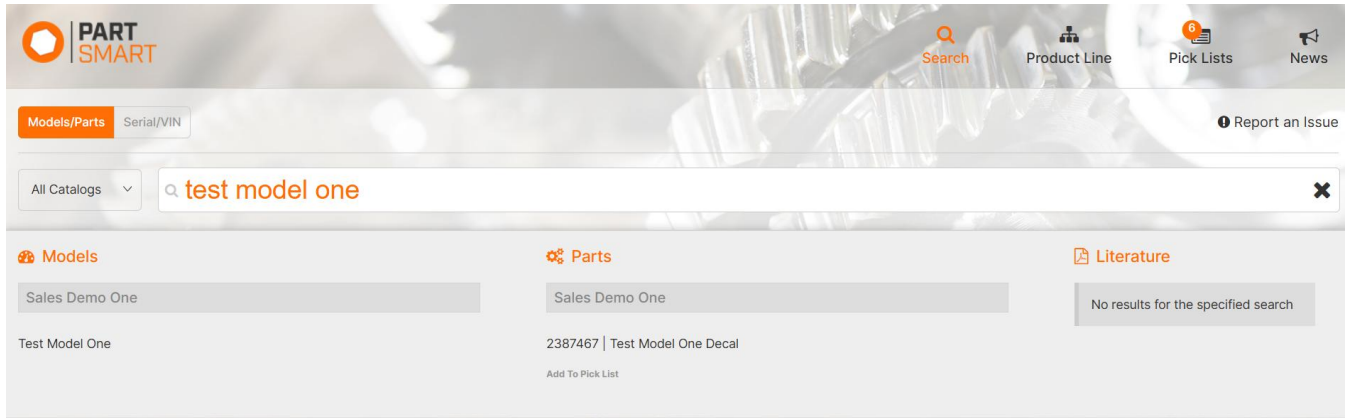


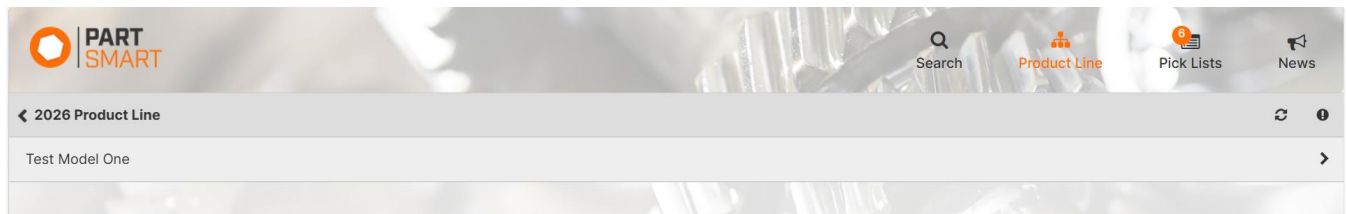
Search Panel

The Search Panel allows you to search for models, parts, and literature all in one search field across all the catalogs you have access to. Model, part, and literature results display in one easy to access results panel. Selecting a model or part search result will take you to its detail panel.



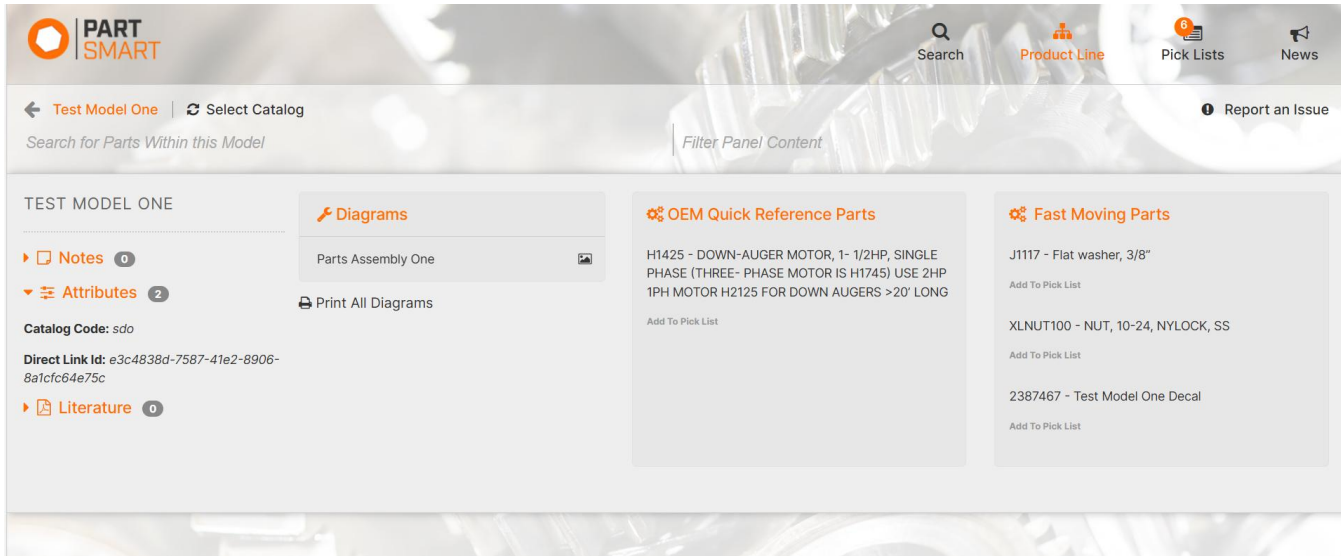
Product Line Panel

The Product Line navigation is especially useful when you are not sure of the exact model name but know what product line the item you are searching for belongs to. When you select this panel, you will be presented with a list of the manufacturer's product lines, which can be broken down further into more specific criteria like model year and product class.



Model Detail Panel

The model detail panel contains all the information for a model in one panel. At the top of the panel, you can search for parts within the model and filter the panel content. You can view model attributes, literature, and notes, browse to select the desired diagram, or select commonly used parts from the convenient OEM quick reference or fast-moving parts lists.



Part Detail Panel

The part detail panel contains all the information for a part in one area like notes and where used information. If Supersession/Prior information is available for a part, they will display under the current part in the Part Options section followed by supersessions and lastly the priors at the bottom of the list. Clicking on the ‘Add’ button will add that part to the pick list.

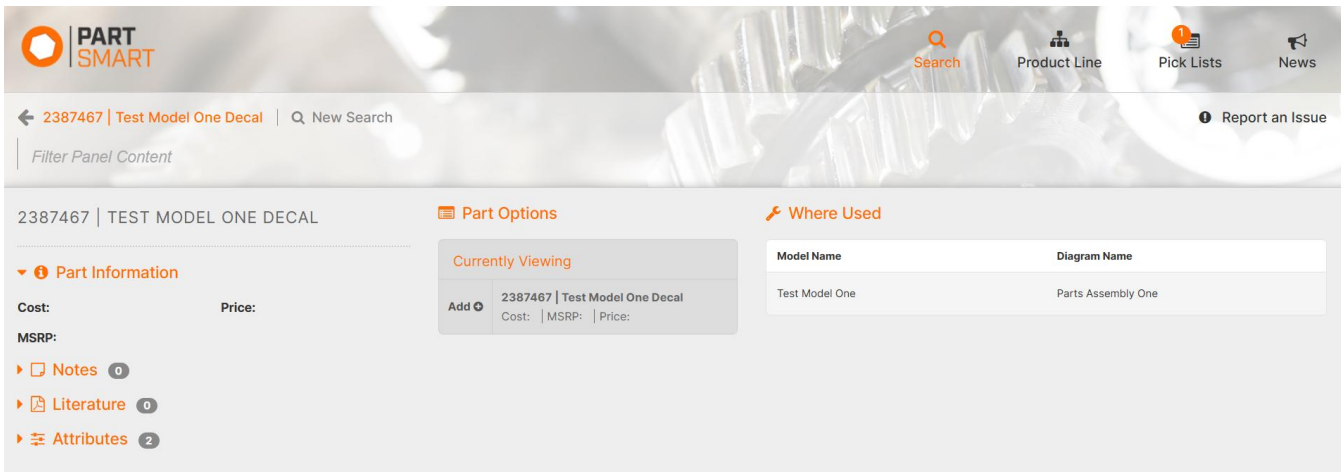
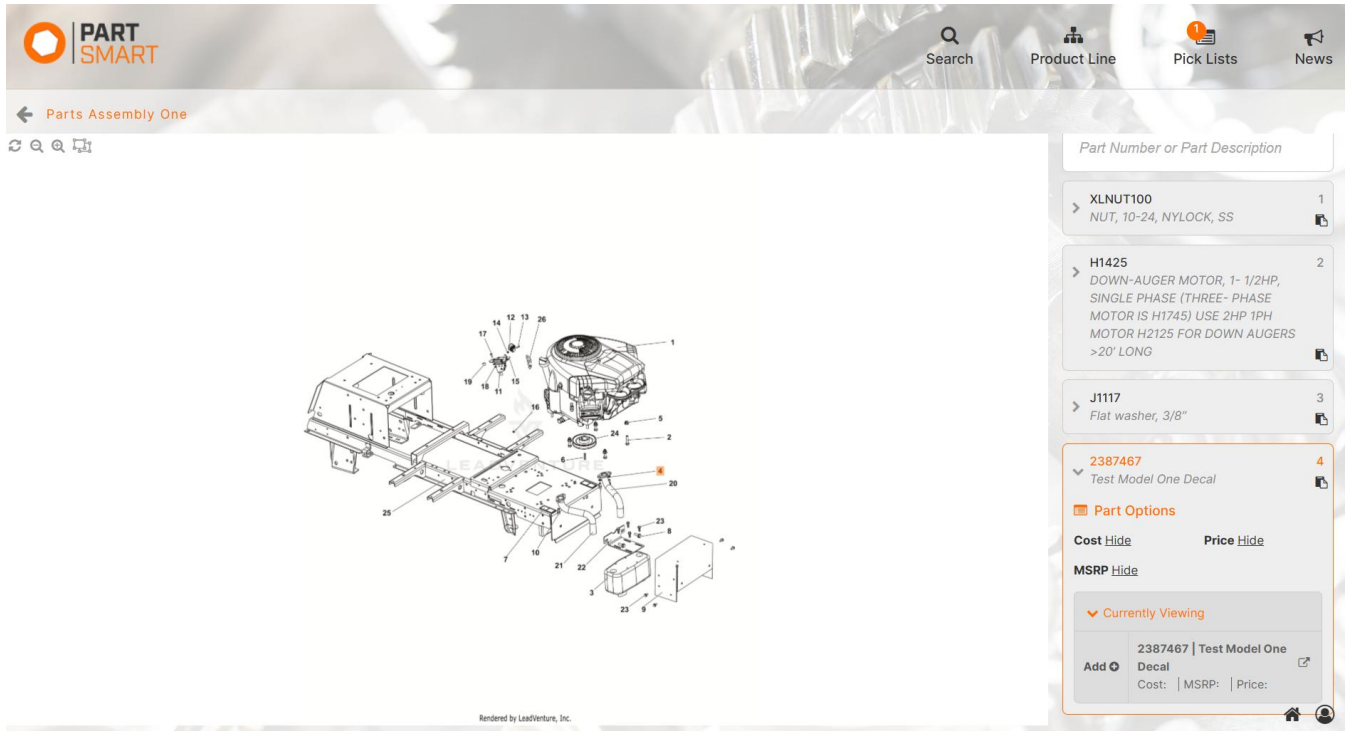


Diagram Panel

The Diagram panel consists of two main areas: the diagram and the parts list. You can click on a reference number hotspot in the diagram or on a part card to expand the card and see the part’s location on the diagram. The part card will show the current part on the diagram first, followed by any supersessions and then priors. Clicking on the ‘Add’ button will add the selected part to the pick list.



Pick List Panel

The picklist holds all the parts you added from the search results panel, fast moving parts, and part cards in one centralized list. From here you can update quantities, print, email, save, or export the pick list.

